

### ACTIVITY SHEET:

Start at the arrow and using every THIRD letter go around the circle until you complete the Bible verse found in Psalm 118:8. The second letter is circled for you to get you started. Colour in the picture.



## ACTIVITY SHEET:

This activity is based on Proverbs 4:24 and Psalm 141:3


# KEEPING PURE

Have you ever heard the expression, "Mind your P's and Q's"? It means, "Be careful about details" and, "try not to make mistakes." The Bible tells us to be careful about the things we say. Let's "Mind our P's and Q's with the following memory verses.

Cross out the P's and Q's below to reveal the correct words. Write the letters left on the lines below. Be careful! You'll need two P's to finish the word "help" twice.

PDQONP'T UQSE YPOUQR MPOUQTHP TQO TPELQL LPIEQS. DPON'T  
EPVQER SQAY TQHIPNQGS TPHAQT APRE NOQT TQRPUE.

LPORQD, HPQLP QME CPONQTRPOL MQY TOPNGQUE. PHEQLP  
MQE BPE CQARPEFQULP ABPOQUT PWHQAT PI SQAY.










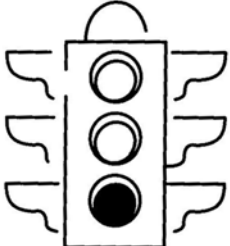
## ACTIVITY SHEET:

This activity is based on James 4:8

# HOW TO BE TRULY WISE

Solve this picture puzzle to learn  
how to get true wisdom. Read  
James 4:8 to check your answer.



	-	<b>N</b>	+	<b>M</b>	=	_____
		<b>N</b>	+		=	_____
				<b>2</b>	=	_____
			+	<b>D</b>	=	_____
				<b>&amp;</b>	=	_____
	-	<b>S</b>	<b>E</b>	<b>P</b>	=	_____
	-	<b>E</b>	+	<b>I</b>	=	_____
	-	<b>N</b>	+	<b>M</b>	=	_____
		<b>N</b>	+		=	_____
				<b>2</b>	=	_____
				<b>U</b>	=	_____



NB Traffic lights need to be adjusted for countries where the red light is on the top.

Reproduced for ministry purposes only and not for sale from  
Reproducible Bible Puzzles for Kids Ages 8-12 Standard Publishing Cincinnati Ohio.

## ACTIVITY SHEET:

This activity is based on 2 Timothy 4:5

# SELF CONTROL

Someone has scrambled many of the words in this memory verse. It makes no sense! See if you can unscramble the words. Then write the correct words on the blank lines and read this important advice.

But	But	orwk	
oyu		of	of
hsoudl		lletnig	
onctrlo		the	the
yourself	yourself	ooGd	
ta		swNe.	
lal		Do	Do
imtes.		all	all
When	When	het	
rotulebs		dtuies	
omce,		fo	
accept	accept	a	a
hmet.		rvasetn	
Do	Do	fo	
het		God.	God.

### ACTIVITY SHEET:

The tortoise is well known for its reputation to keep on going and going. That is what **PERSEVERANCE** is all about. Join the dots and color in the tortoise. Remember to keep on going no matter what and one day hear Jesus' words:

"Well done, good and faithful servant."



## ACTIVITY SHEET:

This activity is based on 1 Thessalonians 5:15 use the code below to decode the memory verse.

# BEING GOD-LIKE

<b>A</b>	<b>B</b>	<b>C</b>	<b>D</b>	<b>E</b>	<b>F</b>	<b>G</b>	<b>H</b>	<b>I</b>	<b>K</b>	<b>L</b>
<b>M</b>	<b>N</b>	<b>O</b>	<b>P</b>	<b>R</b>	<b>S</b>	<b>T</b>	<b>U</b>	<b>W</b>	<b>X</b>	<b>Y</b>

W H A T I S T H E B E S T W A Y T O B E L I K E G O D ?  
T H E A N S W E R I S T O L O V E O N E A N O T H E R A S  
Y O U R S E L V E S . L O V E O N E A N O T H E R A S  
Y O U R S E L V E S . L O V E O N E A N O T H E R A S .

—1 Thessalonians 5:15

## ACTIVITY SHEET:

This activity is based on Matthew 22:37-39

# THE GREAT COMMANDMENTS

Unscramble the letters and write them in the blanks. Match the numbered letters to the blanks at the bottom of the page for the phrase that completes the Scripture.

Jesus replied:

"EVLO \_ 18 3 \_ TEH \_ 4 \_ RODL \_ 1 8 \_ ROYU \_ 5 2 19 15 \_ ODG \_ 6 \_

TIHW \_ 11 13 \_ LAL \_ 16 23 \_ your EARTH \_ 10 \_ and with all your

ULOS \_ 14 7 \_ and with all your NIMD \_ 9 \_ . This is the RITSF \_ 24 20 21 \_

and TEGRAEST \_ 12 22 \_ 17 \_ commandment. And the second is like it:

1	2	3	4	5	6	7	8	9	10	11	12	13	B	14	15
													.		
16 17		5		18	19	20	21	22	23	24					

ACTIVITY SHEET:

This activity is based on Matthew 18.

FORGIVENESS

Do the multiplication problems in the box to find out the code numbers for each letter.  
.....

The parable of the unmerciful servant shows us how we should *not* treat others. But how does Jesus say we should treat others when they sin against us?

**A**  
**B**  
**E**  
**F**  
**G**  
**H**  
**I**  
**M**  
**O**  
**R**  
**T**  
**U**  
**V**  
**Y**

Three fours = \_\_\_\_  
Seven sixes = \_\_\_\_  
Nine nines = \_\_\_\_  
Eight fours = \_\_\_\_  
Five sevens = \_\_\_\_  
Five threes = \_\_\_\_  
Six fives = \_\_\_\_  
Seven nines = \_\_\_\_  
Four fours = \_\_\_\_  
Eight nines = \_\_\_\_  
Seven sevens = \_\_\_\_  
Four sixes = \_\_\_\_  
Nine fives = \_\_\_\_  
Five fours = \_\_\_\_



32167235304581

20162472

42721649158172

32721663

20162472

1581127249



## ACTIVITY SHEET:

# LOVE

Look at the different heart shapes on this page. There are six different shapes, and each of those six have one that looks just like it. Draw lines to connect each heart shape to its match. Then read what the heart shapes tell about love. Read 1 John 4:7-21 to check your answers.

